

# Cambridge International AS & A Level

---

**BIOLOGY****9700/32**

Paper 3 Advanced Practical Skills 2

**May/June 2025**

MARK SCHEME

Maximum Mark: 40

---

**Published**

This mark scheme is published as an aid to teachers and candidates, to indicate the requirements of the examination. It shows the basis on which Examiners were instructed to award marks. It does not indicate the details of the discussions that took place at an Examiners' meeting before marking began, which would have considered the acceptability of alternative answers.

Mark schemes should be read in conjunction with the question paper and the Principal Examiner Report for Teachers.

Cambridge International will not enter into discussions about these mark schemes.

Cambridge International is publishing the mark schemes for the May/June 2025 series for most Cambridge IGCSE, Cambridge International A and AS Level components, and some Cambridge O Level components.

---

This document consists of **10** printed pages.

**PUBLISHED****Generic Marking Principles**

These general marking principles must be applied by all examiners when marking candidate answers. They should be applied alongside the specific content of the mark scheme or generic level descriptions for a question. Each question paper and mark scheme will also comply with these marking principles.

**GENERIC MARKING PRINCIPLE 1:**

Marks must be awarded in line with:

- the specific content of the mark scheme or the generic level descriptors for the question
- the specific skills defined in the mark scheme or in the generic level descriptors for the question
- the standard of response required by a candidate as exemplified by the standardisation scripts.

**GENERIC MARKING PRINCIPLE 2:**

Marks awarded are always **whole marks** (not half marks, or other fractions).

**GENERIC MARKING PRINCIPLE 3:**

Marks must be awarded **positively**:

- marks are awarded for correct/valid answers, as defined in the mark scheme. However, credit is given for valid answers which go beyond the scope of the syllabus and mark scheme, referring to your Team Leader as appropriate
- marks are awarded when candidates clearly demonstrate what they know and can do
- marks are not deducted for errors
- marks are not deducted for omissions
- answers should only be judged on the quality of spelling, punctuation and grammar when these features are specifically assessed by the question as indicated by the mark scheme. The meaning, however, should be unambiguous.

**GENERIC MARKING PRINCIPLE 4:**

Rules must be applied consistently, e.g. in situations where candidates have not followed instructions or in the application of generic level descriptors.

**GENERIC MARKING PRINCIPLE 5:**

Marks should be awarded using the full range of marks defined in the mark scheme for the question (however; the use of the full mark range may be limited according to the quality of the candidate responses seen).

**GENERIC MARKING PRINCIPLE 6:**

Marks awarded are based solely on the requirements as defined in the mark scheme. Marks should not be awarded with grade thresholds or grade descriptors in mind.

**Science-Specific Marking Principles**

- 1 Examiners should consider the context and scientific use of any keywords when awarding marks. Although keywords may be present, marks should not be awarded if the keywords are used incorrectly.
- 2 The examiner should not choose between contradictory statements given in the same question part, and credit should not be awarded for any correct statement that is contradicted within the same question part. Wrong science that is irrelevant to the question should be ignored.
- 3 Although spellings do not have to be correct, spellings of syllabus terms must allow for clear and unambiguous separation from other syllabus terms with which they may be confused (e.g. ethane / ethene, glucagon / glycogen, refraction / reflection).
- 4 The error carried forward (ecf) principle should be applied, where appropriate. If an incorrect answer is subsequently used in a scientifically correct way, the candidate should be awarded these subsequent marking points. Further guidance will be included in the mark scheme where necessary and any exceptions to this general principle will be noted.
- 5 'List rule' guidance  
  
For questions that require ***n*** responses (e.g. State **two** reasons ...):
  - The response should be read as continuous prose, even when numbered answer spaces are provided.
  - Any response marked *ignore* in the mark scheme should not count towards ***n***.
  - Incorrect responses should not be awarded credit but will still count towards ***n***.
  - Read the entire response to check for any responses that contradict those that would otherwise be credited. Credit should **not** be awarded for any responses that are contradicted within the rest of the response. Where two responses contradict one another, this should be treated as a single incorrect response.
  - Non-contradictory responses after the first ***n*** responses may be ignored even if they include incorrect science.

**6** Calculation specific guidance

Correct answers to calculations should be given full credit even if there is no working or incorrect working, **unless** the question states 'show your working'.

For questions in which the number of significant figures required is not stated, credit should be awarded for correct answers when rounded by the examiner to the number of significant figures given in the mark scheme. This may not apply to measured values.

For answers given in standard form (e.g.  $a \times 10^n$ ) in which the convention of restricting the value of the coefficient ( $a$ ) to a value between 1 and 10 is not followed, credit may still be awarded if the answer can be converted to the answer given in the mark scheme.

Unless a separate mark is given for a unit, a missing or incorrect unit will normally mean that the final calculation mark is not awarded. Exceptions to this general principle will be noted in the mark scheme.

**7** Guidance for chemical equations

Multiples / fractions of coefficients used in chemical equations are acceptable unless stated otherwise in the mark scheme.

State symbols given in an equation should be ignored unless asked for in the question or stated otherwise in the mark scheme.










**Annotations guidance for centres**

Examiners use a system of annotations as a shorthand for communicating their marking decisions to one another. Examiners are trained during the standardisation process on how and when to use annotations. The purpose of annotations is to inform the standardisation and monitoring processes and guide the supervising examiners when they are checking the work of examiners within their team. The meaning of annotations and how they are used is specific to each component and is understood by all examiners who mark the component.

We publish annotations in our mark schemes to help centres understand the annotations they may see on copies of scripts. Note that there may not be a direct correlation between the number of annotations on a script and the mark awarded. Similarly, the use of an annotation may not be an indication of the quality of the response.

The annotations listed below were available to examiners marking this component in this series.

**Annotations**

<b>Annotation</b>	<b>Meaning</b>
	correct point or mark awarded
	correct awarding one mark from marking point or marking group 1. similar numbered ticks are used for marking point or marking groups 2, 3, 4 etc.
	incorrect point or mark not awarded
	information missing or insufficient for credit
	allow or accept
	incorrect or insufficient point ignored while marking the rest of the response
	contradiction in response, mark not awarded
	benefit of the doubt given
	error carried forward applied

**PUBLISHED**

Annotation	Meaning
<b>NBOD</b>	benefit of doubt was considered, but the response was decided to not be sufficiently close for benefit of doubt to be applied
<b>R</b>	incorrect point or mark not awarded
<b>SEEN</b>	point has been noted, but no credit has been given or blank page seen

**Mark scheme abbreviations**

<b>;</b>	separates marking points
<b>/</b>	alternative answers for the same point
<b>A</b>	accept (for answers correctly cued by the question, or by extra guidance)
<b>R</b>	reject
<b>I</b>	ignore
<b>( )</b>	the word / phrase in brackets is not required, but sets the context
<b>AW</b>	alternative wording (where responses vary more than usual)
<b>underline</b>	actual word given must be used by candidate (grammatical variants accepted)
<b>max</b>	indicates the maximum number of marks that can be given
<b>ora</b>	or reverse argument
<b>mp</b>	marking point (with relevant number)
<b>ecf</b>	error carried forward
<b>AVP</b>	alternative valid point

Question	Answer	Marks
1(a)(i)	1 correct volumes of <b>R</b> (4.0, 2.0) ; 2 correct volumes of <b>W</b> to make 20 cm <sup>3</sup> ; <b>ecf</b>	2
1(a)(ii)	1 <i>heading for independent variable</i> : percentage concentration of reducing sugar (before heading for dependent variable) <u>and</u> no units in body of table ; 2 heading for dependent variable: time / seconds <u>and</u> no units in body of table ; 3 a time for each concentration ; 4 time to reach the end-point for the highest concentration of reducing sugar is shorter than for the lowest concentration of reducing sugar ; 5 records time in whole seconds ;	5
1(a)(iii)	records the time for <b>W</b> as 'more than 120' <u>and</u> records the time for <b>E</b> as a value less than 120 ;	1
1(a)(iv)	correct estimate for <b>W</b> and <b>E</b> based on candidate's results ;	1
1(a)(v)	1 sucrose is not a reducing sugar ; 2 (for <b>W</b> ) there is no invertase (so) sucrose is not broken down / hydrolysed ; 3 (for <b>E</b> ) invertase has, broken down / hydrolysed, the sucrose into reducing sugars ;	3
1(a)(vi)	<i>any two from:</i> 1 use concentrations with narrower intervals ; 2 use stated concentrations that are either side of the estimate stated in <b>1(a)(iv)</b> ; 3 repeat (the procedure) <u>and</u> calculate a mean ;	2
1(b)(i)	1 x-axis: percentage concentration of catalase <u>and</u> y-axis: number of bubbles of oxygen in 5 minutes ; 2 scale on x-axis: 2% to 2 cm <u>and</u> labelled at least every 2 cm <u>and</u> scale on y-axis: 20 to 2 cm <u>and</u> labelled at least every 2 cm ; 3 correct plotting of all six points using dots in circles or small crosses ; 4 plots are joined with a thin line passing through all points ;	4
1(b)(ii)	<u>6.0</u> ;	1
1(b)(iii)	as the concentration of catalase increases the number of bubbles of oxygen increases ;	1



**PUBLISHED**

Question	Answer	Marks
1(b)(iv)	hydrogen peroxide, breaks down / forms oxygen, with no enzyme ;	1
1(b)(v)	measuring the volume of oxygen <b>or</b> description e.g. using a gas syringe, water displacement method ;	1

Question	Answer	Marks
2(a)(i)	1 appropriate size <u>and</u> no shading ; 2 draws quarter of the stem section; 3 draws the correct pattern and size of the vascular bundles <u>and</u> no cells; 4 draws an enclosed area in the top of each vascular bundle ; 5 label line <u>and</u> label to vascular bundle ;	5
2(a)(ii)	1 appropriate size <u>and</u> all lines sharp and continuous ; 2 draws one large xylem vessel element <u>and</u> three small xylem vessel elements ; 3 two lines around each xylem vessel element <u>and</u> three lines where xylem vessel elements touch ; 4 draws correct shape of xylem vessel elements ; 5 label line and label to the wall of one xylem vessel element ;	5
2(b)(i)	1 correct measurement of the width of the vascular bundle ( <b>P–Q</b> ) <u>and</u> units ; 2 shows division of the measured width of the vascular bundle by 350 ; 3 correct answer ;	3

**PUBLISHED**

Question	Answer	Marks															
2(b)(ii)	<p>records only observable features ;  records <b>one</b> similarity ; e.g. (both) have phloem and xylem  (both) have thickening to cell walls  (in both) xylem is larger than phloem  any <b>two</b> correct differences ; ;  e.g.</p> <table border="1"> <thead> <tr> <th>feature</th> <th>K1</th> <th>Fig. 2.2</th> </tr> </thead> <tbody> <tr> <td>shape</td> <td>oval</td> <td>circular</td> </tr> <tr> <td>xylem</td> <td>circular</td> <td>star shape</td> </tr> <tr> <td>endodermis</td> <td>absent</td> <td>present</td> </tr> <tr> <td>vascular cap</td> <td>present</td> <td>absent</td> </tr> </tbody> </table>	feature	K1	Fig. 2.2	shape	oval	circular	xylem	circular	star shape	endodermis	absent	present	vascular cap	present	absent	4
feature	K1	Fig. 2.2															
shape	oval	circular															
xylem	circular	star shape															
endodermis	absent	present															
vascular cap	present	absent															
2(b)(iii)	<u>iodine</u> / <u>iodine in potassium iodide</u> ;	1															